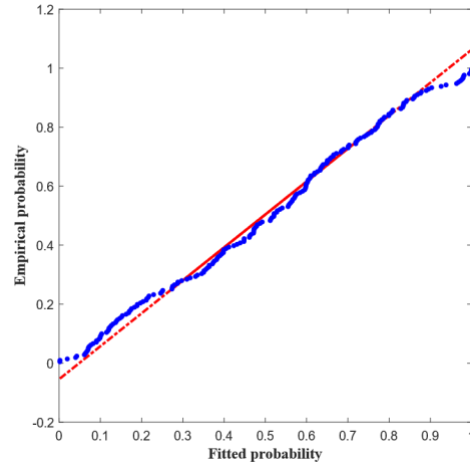
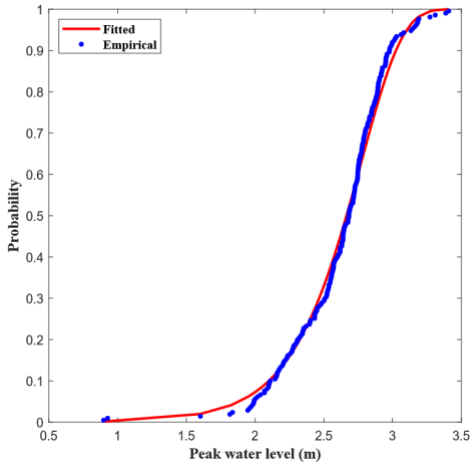


Table S1. Basic statistic characteristics of peak water level and rainfall.

		Kendall		Spearman	
Accumulated days		Corr	<i>p</i> value	Corr	<i>p</i> value
Peak water level - rainfall	3-days	0.16	0.0004	0.25	0.0003
	2-days	0.18	0.001	0.28	0.0001
	1-days	0.15	0.0008	0.23	0.0006



5 **Figure S1: The GEV marginal distribution of peak water level.**

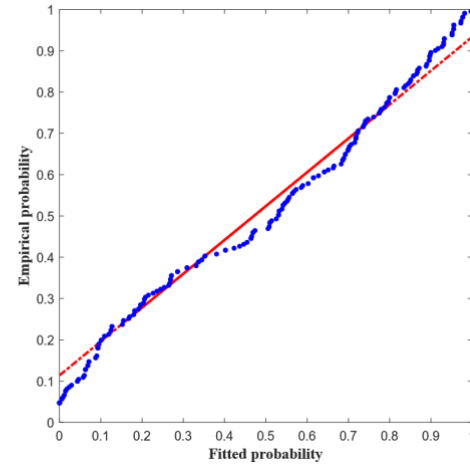
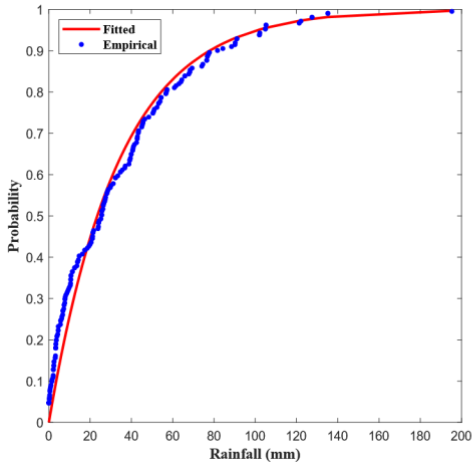


Figure S2: The exponential marginal distribution of rainfall with 2-days window.