

# ***Interactive comment on “A dynamical approach to study the time dependent behavior of the Kuhbanan fault zone (Kerman — Iran)” by Mohammadreza Tavakoli and Hosein Amiri***

**Mohammadreza Tavakoli and Hosein Amiri**

mtavakoli69@yahoo.com

Received and published: 23 April 2017

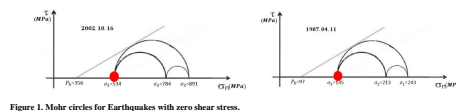
please find the Supplement and figures.

Please also note the supplement to this comment:

<http://www.nat-hazards-earth-syst-sci-discuss.net/nhess-2017-1/nhess-2017-1-AC2-supplement.pdf>

Interactive comment on Nat. Hazards Earth Syst. Sci. Discuss., doi:10.5194/nhess-2017-1, 2017.

C1



**Fig. 1.**

C2

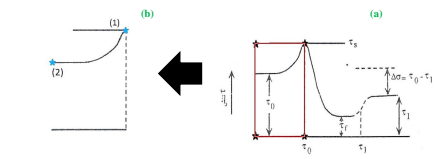


Figure 2. Theoretical Coulomb failure diagram and special diagram to calculate the stress (Zare, 2005).

Fig. 2.

C3

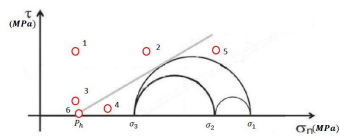


Figure 3. The possibility of failure of according to the position of shear and normal stresses in Mohr circles.

Fig. 3.

C4

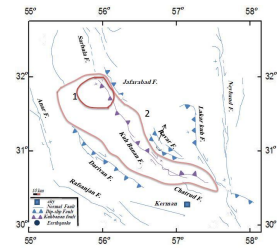


Figure 4. The whole fracture under this study is displayed in line (2), Line (1) shows one piece of this fault.

Fig. 4.

C5

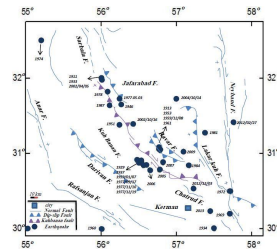


Figure 5. Earthquakes in the range of fig. 1 in article from 1900.

Fig. 5.

C6

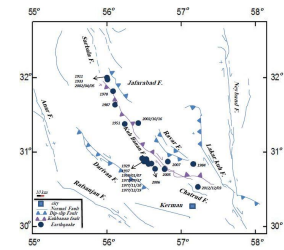


Figure 6. Considered Earthquakes in Table 2.

Fig. 6.

C7

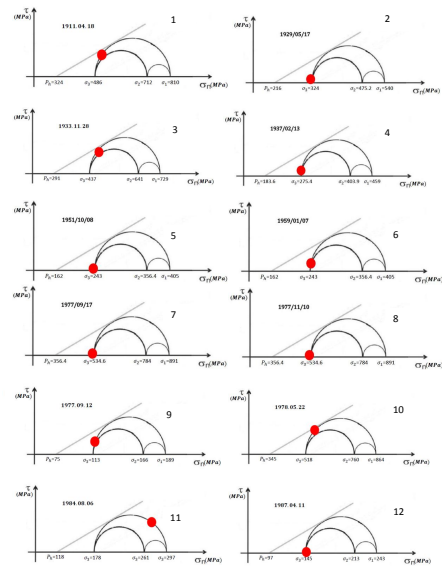


Fig. 7.

C8

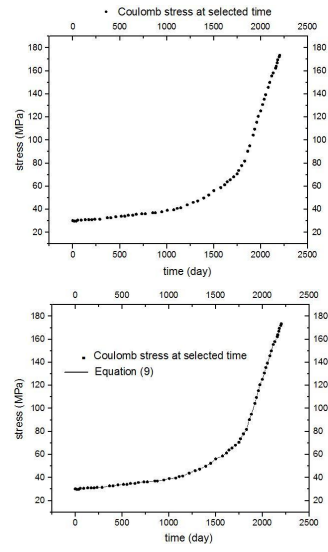


Figure 8. Modified fig. 5 in the article.

Fig. 8.