

# Signal frequency distribution and natural time analyses from acoustic emission monitoring of an arched structure in the Racconigi Castle

5 Gianni Niccolini<sup>1</sup>, Amedeo Manuello<sup>1</sup>, Elena Marchis<sup>2</sup>, Alberto Carpinteri<sup>1</sup>

<sup>1</sup>Politecnico di Torino, Department of Structural, Geotechnical and Building Engineering,  
Corso Duca degli Abruzzi 24, 10129 Torino, Italy

10

<sup>2</sup>Politecnico di Torino, Department of Architecture and Design,  
Corso Duca degli Abruzzi 24, 10129 Torino, Italy

*Correspondence to:* Gianni Niccolini (gianni.niccolini@polito.it)

15 **Abstract.** The stability of an arch as a structural element in the thermal bath of King Carlo Alberto in the Royal Castle of  
Racconigi (on the UNESCO World Heritage List since 1997) was assessed by the Acoustic Emission (AE) monitoring  
technique with application of classical inversion methods to recorded AE data. First, damage source location by means of  
triangulation techniques and signal frequency analysis were carried out. Then, the recently introduced method of natural time  
analysis was preliminarily applied to the AE time series in order to reveal possible entrance point to a critical state of the  
20 monitored structural element. Finally, possible influence of the local seismic and micro-seismic activity on the stability of  
the monitored structure was investigated. The criterion to select relevant earthquakes was based on the estimation of the size  
of earthquake preparation zones. The presented results suggest the use of AE technique as a tool for detecting both ongoing  
structural damage processes and micro-seismic activity during preparation stages of seismic events.

## 25 1 Introduction

Fracture in heterogeneous materials is a complex phenomenon which involves a wide range of time, space and magnitude  
scales, from microcracking to earthquake ruptures, including structural failures (Omori, 1894; Richter, 1958; Kanamori and

Anderson, 1975; Aki, 1981). Thus, acoustic emission (AE) monitoring during loading experiments give an insight into the evolution of microcrack networks in laboratory experiments and possibly a tool for understanding the occurrence of fractures at larger scales (Mogi, 1962). Since the last decades, this approach has provided the opportunity to develop universal scaling laws reflecting the scale-invariance and the self-similarity of fracture processes from the laboratory to the fault scale in time, space and magnitude domains (Turcotte, 1997; Bonnet et al. 2001; Bak et al., 2002; Tosi et al., 2004; Corral, 2006; Davidsen et al., 2007; Kun et al., 2008). These studies should hopefully contribute to solving the main problems of earthquake prediction and the remaining life assessment of structural elements. In particular, the latter is a crucial issue for researchers involved in restoration projects of historic monuments with damaged and cracked structural elements, which can benefit from the use of nondestructive monitoring techniques for the structural integrity assessment (Carpinteri et al., 2011; Schiavi et al., 2011; Lacidogna et al., 2015a). AE monitoring, as it provides information on the internal state of a material without altering state of conservation of statues, monuments and fine artworks, seems to be suitable for this kind of structural monitoring.

A relevant case study is here illustrated by the Racconigi Castle (origin dating back to the XIII century), whose original structure of medieval fortress was transformed over the centuries into a royal residence, becoming the southernmost of the Savoy Residences and one of the most important monuments in northwestern Italy. The moment of increased activity and restoration occurred between 1831 and 1848 during the reign of Carlo Alberto, who commissioned the extension of this residence to Ernesto Melano (1784-1867) and its decoration to Pelagio Pelagi (1775-1860).

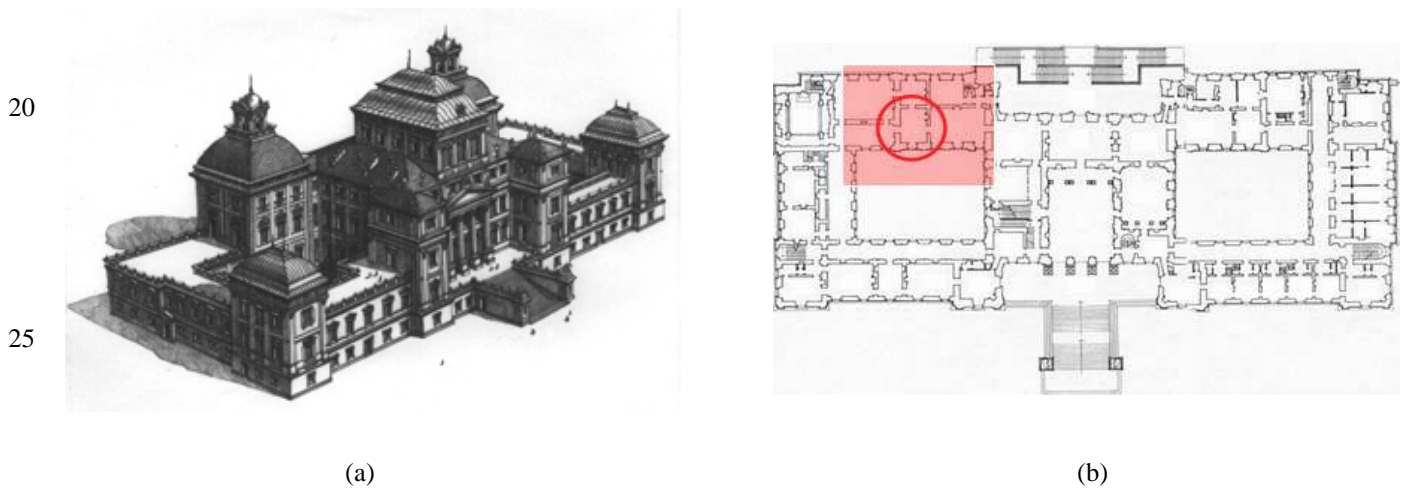
The castle, with its bearing walls decorated by frescoes, represents an extraordinary benchmark for the definition of conservation methods exploiting new technologies (Lacidogna et al., 2011; Niccolini et al. 2014). This paper presents the results of AE monitoring of an arch in the thermal bath of King Carlo Alberto, located in the ground floor of the Racconigi Castle, as a part of the complex planned by Pelagi on the Roman style and inspired by the "balnea" of the Pompeian villas. The wing of the castle containing this room is currently being restored.

On the other hand, besides the disruptive power of strong earthquakes, Italian historic buildings and monuments suffer the action of small and intermediate earthquakes whose effects, though not immediately or clearly visible, eventually result in increased vulnerability to stronger earthquakes with catastrophic human and economic costs. In this framework, over the recent years there has been an increasing interest in AE monitoring related to environmental phenomena. Several case histories in the Italian territory and previous studies support the hypothesis that an increased AE activity may be signature of crustal stresses redistribution in a large zone during the preparation of a seismic event (Gregori et al., 2004; Gregori et al., 2005; Carpinteri et al., 2007; Niccolini et al., 2011). According to previous research studies performed by Dobrovolsky et al. (Dobrovolsky et al., 1979), it can be assumed that the preparation zone is a circle with the centre in the epicenter of the impending earthquake. The radius  $r$  of the circle, called 'strain radius', is given by the relationship  $r = 10^{0.433M + 0.6}$ , where  $M$

is the earthquake magnitude and  $r$  is expressed in km. All the seismic precursors, including AE, are expected to fall into this circle.

## 2 Experimental results

5 Damage assessment in an arch of castle's thermal bath (Fig. 1) has been carried out by the AE technique, as a first step to plan possible restoration interventions. Among all structural elements, arches and vaults made of stone or brick, be they bearing or not, are the most prone to degradation and stress caused by seismic events, changes in acting loads and foundation sinking, which cause the structure to lose its original mechanical properties. Because these elements are of great historic and architectural value, they need to be consolidated in a non-invasive, compatible and consistent way with regard to their  
10 special features. The examined architectural element, currently supported by a steel frame structure, is a masonry arch with a span of 4 meters exhibiting a relevant crack pattern. The propagation of one visible macrocrack has been investigated by an array of eight broad-band piezoelectric transducers (working in the range 10 kHz – 1 MHz) fixed on the arch surface as shown in Fig.2. The AE transducers have been connected to a 8-channel acquisition system AEmission® which implements algorithms for automatic analysis of AE signal parameters, i.e., arrival time (determined with accuracy of 0.2  $\mu$ s), duration,  
15 amplitude and counts number (total number of signal threshold crossings). The stored AE parameters can be wireless transmitted to a receiver allowing long-distance remote and real-time monitoring.



30 **Fig. 1: Axonometric view of the Castle in the contemporary configuration (a); plan of the first floor: localization of the monitored bearing structure inside the thermal bath (b).**

5




(a)



(b)

10



(c)

**Fig. 2: The monitored arch (a) and the transducers positions (b) and (c)**

20

Before starting the monitoring, the background noise has been checked for a representative period of time, i.e. 24 hours, in order to determine the level of spurious signals. Thus, after identifying a signal detection threshold of 1.5 mV, a one-month monitoring period started. In order to suppress possible voltage spikes, acquired AE signals with duration  $< 3 \mu\text{s}$  and counts number  $< 3$  have been filtered out. The spatial identification of arch's damaged zones has been performed by applying triangulation equations to the received AE signals in order to localize the AE sources as active and propagating crack tips

25

(Shah and Li, 1994; Shiotani et al., 1994; Grosse et al., 1997; Guarino et al., 1998; Ohtsu et al., 1998; Colombo et al. 2003; Turcotte et al., 2003; Aggelis et al., 2013).

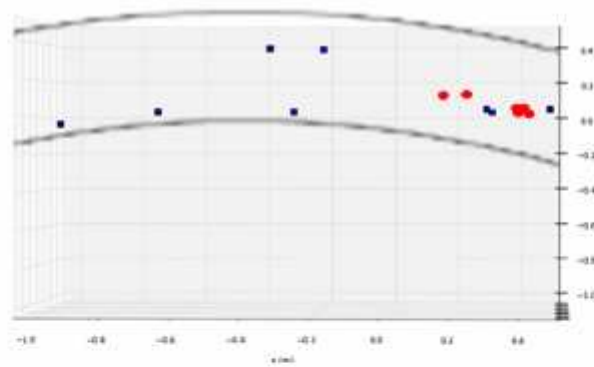
The 3D diagrams shown in Fig. 3 suggest that the arch experiences damage on one side, despite the use of reinforcing elements. Since all possible noisy signals in the frequency and amplitude range of measurement have been minimized, the burst of AE activity, marked by a vertical dashed line in the top diagram of Fig. 4, can be reasonably correlated with sudden increase in damage accumulation.

5

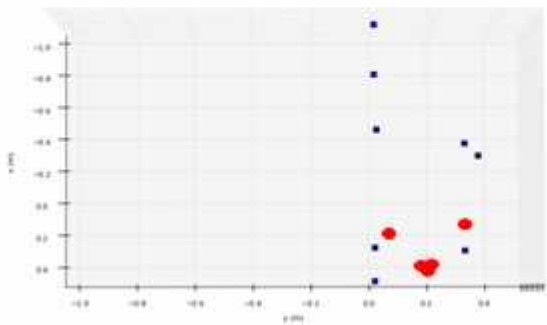
10

15

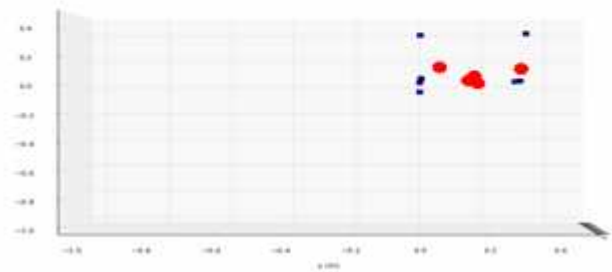
20



(a)



(b)



(c)

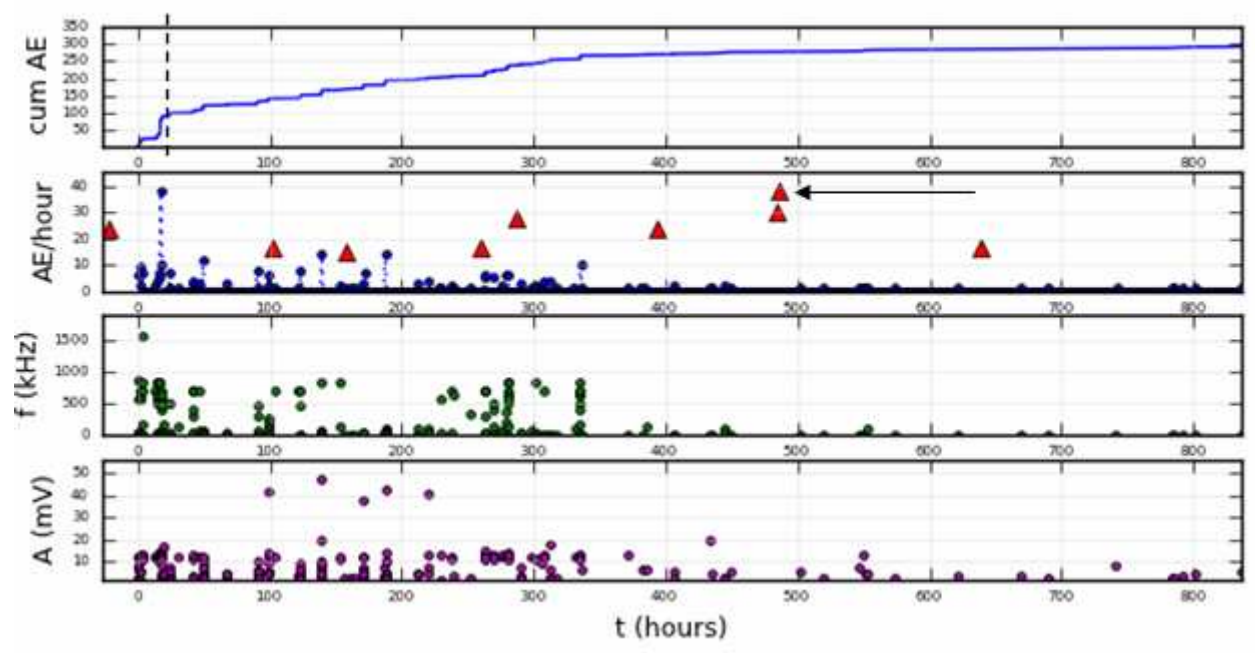
25 **Figure 3: 3-D map showing the positions of transducers (blue squares) and localized AE sources (red dots): front (a), upper (b) and side view (c).**

30

5

10

15



**Figure 4: From top to bottom: accumulated number of AE signals (“hits”): the dashed line indicates a critical point revealed by the natural time analysis; AE count rate and sequence of nearby earthquakes marked by red triangles (the arrow points the strongest one); time series of signal frequencies and amplitudes.**

### 3 Frequency and natural time analysis of AE time series and correlation with nearby seismicity

25 In the frame of critical phenomena (Bak et al., 1989; Stanley, 1999), the fracture process is viewed as a critical state of a dynamical system and the problem of early detection of fracture precursors in structural elements along before the final collapse is transformed in the investigation of indicators revealing the entrance to a “critical state”.

Recently, a worth of mentioning approach to identify when a complex system enters a critical state has been developed, based on the time-series analysis of  $N$  events read in a new time domain, termed natural time  $\chi$  (Varotsos et al., 2001; 30 Varotsos et al., 2011a; Varotsos et al., 2011b; Varotsos et al., 2013), where the time stamping is ignored and only the natural time,  $\chi_k = k/N$ , as a normalized order of occurrence of the  $k$ -th event, and the energy  $Q_k$  are preserved. In natural time

analysis the evolution of the pair  $(\chi_k, Q_k)$  is considered, by introducing the normalized power spectrum  $\Pi(\omega) \equiv |\Phi(\omega)|^2$ , defined by  $\Phi(\omega) = \sum_{i=1}^N p_k \exp(i\omega k)$ , where  $\omega$  stands for the angular natural frequency and  $p_k = Q_k / \sum_{i=1}^N Q_i$  is the normalized energy of the  $k$ -th event. It was found that all the moments of the distribution of the  $p_k$  can be estimated from the Taylor expansion  $\Pi(\omega) = 1 - \kappa_1 \omega^2 + \kappa_2 \omega^4 + \dots$ , where the values of the coefficient  $\kappa_1$ , which is just the variance of natural time  $\chi$ , i.e.,  $\kappa_1 = \sum_{k=1}^N p_k \chi_k^2 - (\sum_{k=1}^N p_k \chi_k)^2 \equiv \langle \chi^2 \rangle - \langle \chi \rangle^2$ , are useful in identifying the approach of a dynamical system to a critical state. The variance  $\kappa_1$  varies when a new AE event (“hit”) occurs, as  $(\chi_k, p_k)$  are rescaled as natural time  $\chi_k$  changes from  $k/N$  to  $k/(N+1)$  and  $p_k$  changes to  $Q_k / \sum_{i=1}^{N+1} Q_i$ . Thus, the evolution hit by hit of  $\kappa_1$  is shown along with that of the entropy  $S$ , which in the natural time domain is defined as  $S = \langle \chi \ln \chi \rangle - \langle \chi \rangle \ln \langle \chi \rangle$ , where  $\langle \chi \ln \chi \rangle = \sum_{k=1}^N p_k \chi_k \ln \chi_k$ . It has been successfully shown for a variety of dynamical systems that entering the critical state occurs when the variance  $\kappa_1$  converges to 0.07 (Varotsos et al., 2001; Varotsos et al., 2011a; Varotsos et al., 2011b), even if a theoretical derivation of the general validity of the  $\kappa_1 = 0.07$  condition for criticality still remains an open issue. Two criteria have been defined to identify the entrance of a system to true critical state (Varotsos et al., 2008): 1) the parameter  $\kappa_1$  must approach the value 0.07 “by descending from above”; 2) the entropy  $S$  must be lower than the entropy of uniform noise,  $S_u = 0.0966$ , when  $\kappa_1$  coincides to 0.07.

Here, the damage evolution of a structural element is investigated by analyzing the AE time series using two different methods and comparing the results. First, the evolution of variance  $\kappa_1$  and entropy  $S$  of the natural-time transformed time series  $\{ \chi_k \}$  is studied, where the energy  $Q_k$  associated with the AE event amplitude  $A_k$  is given by  $Q_k = A_k^{1.5}$ , similarly to seismology (Kanamori and Anderson, 1975; Turcotte, 1997). The second method used is the analysis of evolving AE signal frequencies over the monitoring time (Gregori et al., 2004; Gregori et al., 2005; Schiavi et al., 2011).

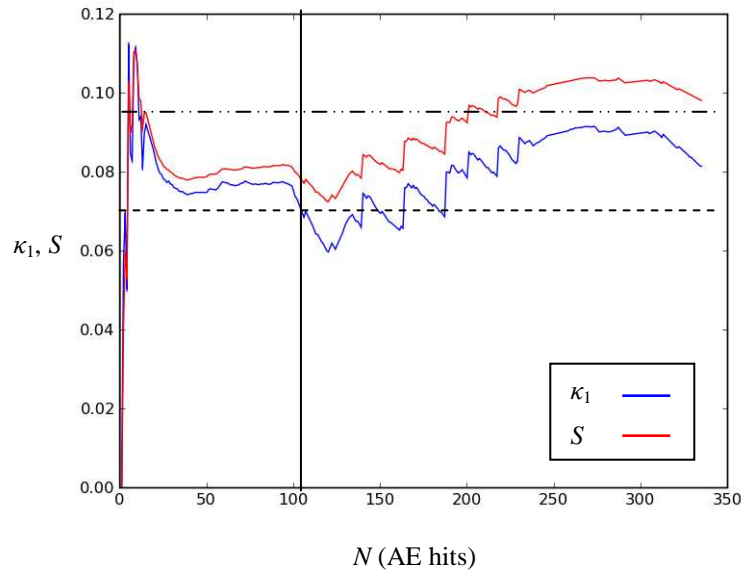
First, the evolution of natural time variance  $\kappa_1$  and entropy  $S$  as functions of the accumulated number  $N$  of hits, i.e., as they change with the addition of every new hit, is plotted in Fig. 5. Thus, it is possible to easily reveal the possible entrance point to “critical state”, corresponding to the fulfillment of criticality conditions 1) and 2) (Vallianatos et al., 2013; Hloupis et al., 2015; Hloupis et al., 2016). It is worth noting that the criticality initiation point (marked with a vertical line at the  $N = 104$  hit number in Fig. 5) corresponds exactly to the abrupt jump in the AE rate highlighted in Fig. 4 and amounting to about 100 hits. This result, though obtained from a relatively small data sample, apparently confirms the potential of the AE natural time analysis to reveal the onset of criticality in fracture systems.

Second, the AE signal frequency analysis has been correlated with the nearby seismicity within a radius of 100 km from the monitoring site (see Fig. 4 with the earthquake time series marked by red triangles). In particular, it has been found that AE activity vanishes at the end of a seismic sequence culminating in a 3.0-magnitude earthquake (pointed by the black arrow), suggesting that part of the detected AE activity might be rather due to diffused microseismic activity falling in the preparation zone of the considered earthquake (strain radius > epicentral distance from the monitoring site) according to the criterion proposed by Dobrovolsky et al. (1979) (see Table 1 and Fig. 6).

5

10

15



**Figure 5: Evolution of natural time quantities  $\kappa_1$  (blue line) and  $S$  (red line) as function of accumulated AE hit number  $N$ . The horizontal dashed line indicates the value  $\kappa_1 = 0.07$ , while the vertical line indicates the corresponding criticality initiation hit ( $N = 104$ ). The upper dash-dot line indicates the entropy limit  $S_u = 0.0966$ .**

20

Time Origin (UTC)	Time Delta(h)	Lat (deg)	Long (deg)	Depth (km)	Dist. (km)	Magnitude	Radius (km)
2015-12-10 16:31:56.990	-22.46	44.561	7.161	11.2	46.8	1.9	26.5
2015-12-15 11:21:44.070	102.73	45.087	7.163	7.9	53.6	1.3	14.5
2015-12-18 05:36:07.740	158.6	44.549	6.775	5.6	75.3	1.2	13.2
2015-12-22 07:10:41.190	259.68	44.93	6.874	10.4	65.7	1.3	14.5
2015-12-23 13:45:30.560	286.75	44.651	6.84	6.8	67.3	2.2	35.7
2015-12-28	394.18	44.45	7.289	11.8	46.8	1.9	26.5



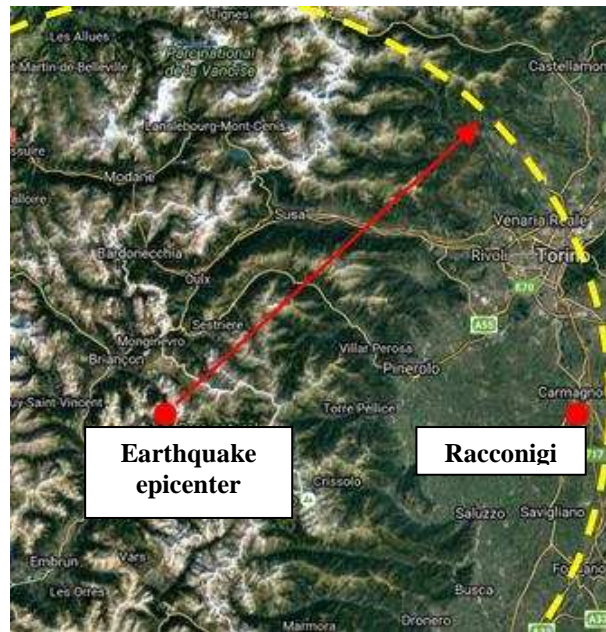
01:11:29.380							
2015-12-31	484.26	44.548	6.756	9.1	76.8	2.4	43.6
19:16:48.900							
<b><u>2015-12-31</u></b>	<b><u>485.7</u></b>	<b><u>44.765</u></b>	<b><u>6.76</u></b>	<b><u>9.4</u></b>	<b><u>71</u></b>	<b><u>3.0</u></b>	<b><u>79.2</u></b>
<b><u>20:42:01.000</u></b>							
2016-01-07	638.68	45.07	6.57	10	93.2	1.3	14.5
05:41:23.000							

**Table 1: List of nearby earthquakes occurred during the AE monitoring; the event with preparation zone embedding the monitoring site is written in bold.**

5

10

15

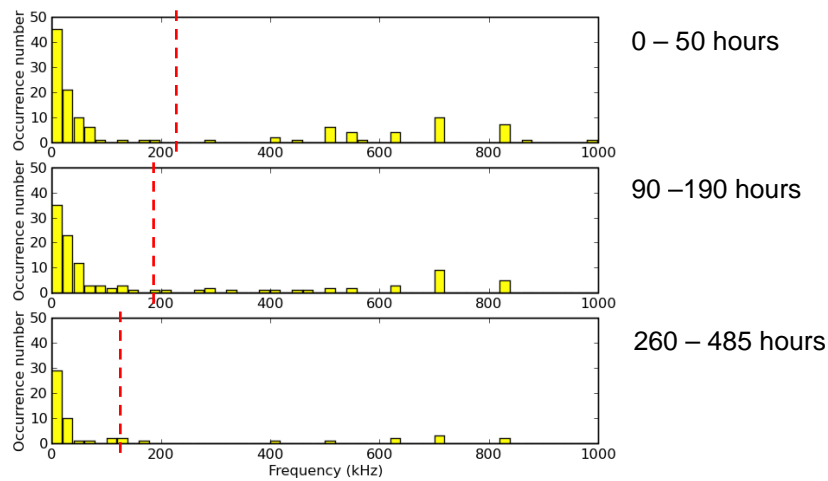


**Figure 6: Map showing the epicenter of the magnitude 3 earthquake occurred on 2015-12-31 and the related preparation zone embedding the monitoring site in Raconigi.**

20

As cracking is a multi-scale phenomenon in the Earth's crust, the frequencies of AE waves related to micro-seismic activity are spread over a broad spectrum. At the earlier stages of the preparation of a seismic event, mainly micro-cracks will be present and active and therefore high-frequency AE (MHz), while finally large cracks and lower frequencies will prevail, reaching also the audible field (Hz) during the earthquake occurrence (Gregori et al., 2004; Gregori et al., 2005; Carpinteri, 2015).

Hence, we have subjected the distribution of the AE signal frequencies (calculated by dividing the counts number to the signal duration) to a statistical analysis, by partitioning the time window preceding the considered seismic event into three sub-intervals in order to describe the evolution of the frequency distributions over the time. We have chosen the following sub-intervals: (0h, 50h); (90h, 190h); (260h, 485h) characterized by different stages of the AE activity separated by quite long silent periods. The first interval, (0h-50h), contains a sudden increase in the AE rate, followed by two intervals, (90h, 190h) and (260h-485h), with smoother AE rates. Comparing the plots of the corresponding distributions (Fig. 7), a progressive reduction of the highest frequencies, i.e., between 400 and 800 kHz, is observable as the seismic event was approached. The reduction is given in percentage terms, 30%, 22% and 16% of the total amount of signals for each distribution. The frequency decay over the time emerges also from the decreasing trend of the distributions' mean values, which are 221, 193 and 141 kHz.



**Figure 7: Histograms representing successive statistical distribution of the AE signal frequencies with bins 20 kHz wide starting at 10 kHz. The dashed lines represent the mean value of each distribution: 221, 193 and 141 kHz, respectively.**

#### 4 Conclusion and prospectives

Structural monitoring based on the AE technique allowed to point out active microcracks in an arched structure located in the Castle of Racconigi. Thus, the 3D localization of the ongoing damage process will result in more cost and time savings in case of future maintenance and intervention programs. Furthermore, a preliminary investigation of arch's critical state indicators was carried out using the natural time analysis applied to the AE time series. The obtained results apparently reveal the possibility of capturing the transition of this structural element to a critical state through the analysis of natural time statistical parameters, such as the variance  $\kappa_1$  and the entropy  $S$ .

On the other hand, the experimental evidence supports the hypothesis that a relevant part of AE activity emerging from the monitored element may be induced by evolving micro-seismicity falling into the preparation zone of a well identifiable earthquake according to the Dobrovolsky criterion. Indeed, the relatively small number of inner AE sources localized into the structure, compared to the total amount of recorded AE events, is compatible with the existence of a scattered source, i.e., the crustal trembling.

Finally, AE structural monitoring potentially provides twofold information in seismic areas: one concerning the structural damage and the other concerning the microseismic activity, propagating across the ground-building foundation interface, for which the building foundation represents a sort of extended underground probe (Gregori et al., 2004; Gregori et al., 2005; Carpinteri et al., 2007). In this sense, structural monitoring in seismic areas could be usefully coupled with investigations of the local earthquake precursors (Niccolini et al., 2015; Lacidogna et al., 2015b).

#### Acknowledgements

The previous Director of the Polo Museale del Piemonte del Real Castello e Parco di Racconigi Arch. Giuse Scalva and the current Director Arch. Riccardo Vitale are gratefully acknowledged for their assistance in the definition of the site and during the phases of the monitoring.

#### References

Aggelis, D.G., Mpalaskas, A.C., Matikas, T.E.: Investigation of different fracture modes in cement-based materials by acoustic emission, *Cement and Concrete Research*, 48, 1-8, 2013.

Aki, K.: A probabilistic synthesis of precursory phenomena. In: *Earthquake Prediction*, D.W. Simpson and P.G. Richards, American Geophysical Union, 566-574, 1981.

Bak, P. and Tang, C.: Earthquakes as a self-organized critical phenomenon, *J. Geophys. Res.*, 94, 15635-15637, 1989.

Bak, P., Christensen, K., Danon, L. and Scanlon, T.: Unified scaling law for earthquakes, *Phys. Rev. Lett.*, 88, 178501/1-4, 2002.

- Bonnet, E., Bour, O., Odling, N.E., Davy, P., Main, I.P., Cowie, P. and Berkowitz, B.: Scaling of fracture systems in geological media, *Reviews of Geophysics*, 39, 347-383, 2001.
- Carpinteri, A., Lacidogna, G. and Niccolini G.: Acoustic emission monitoring of medieval towers considered as sensitive earthquake receptors, *Natural Hazards and Earth System Sciences*, 7, 1-11, 2007.
- 5 Carpinteri, A., Lacidogna, G. and Niccolini, G.: Damage analysis of reinforced concrete buildings by the acoustic emission technique, *Structural Control and Health Monitoring*, 18, 660-673, 2011.
- Carpinteri, A.: TeraHertz Phonons and Piezonuclear Reactions from Nano-scale Mechanical Instabilities. In: *Acoustic, Electromagnetic, Neutron Emissions from Fracture and Earthquakes*, A. Carpinteri, G. Lacidogna, A. Manuello editors, Springer International Publishing Switzerland, 1-10, 2015.
- 10 Corral, A: Statistical Features of Earthquake Temporal Occurrence. In: *Modeling Critical and Catastrophic Phenomena in Geoscience*, P Bhattacharya et al, Springer Lecture Notes in Physics, 705, Berlin, 191-221, 2006.
- Colombo, S., Main, I.G. and Forde, M.C.: Assessing damage of reinforced concrete beam using “b-value” analysis of acoustic emission signals, *Journal of Materials in Civil Engineering ASCE*, 15, 280-286, 2003.
- Davidson, J., Stanchits, S. and Dresen, G.: Scaling and universality in rock fracture, *Phys. Rev. Lett.*, 98 125502/1-4, 2007.
- 15 Dobrovolsky, I.P., Zubkov, S.I. and Miachkin, V.I.: Estimation of the size of earthquake preparation zones, *Pure and applied geophysics*, 117 (5), 1025–1044, 1979.
- Gregori, G.P. and Paparo, G.: Acoustic Emission (AE): A diagnostic tool for environmental sciences and for non destructive tests (with a potential application to gravitational antennas) in: *Meteorological and geophysical fluid dynamics*, W. Schroeder editor, Science Edition, Bremen, 166-204, 2004.
- 20 Gregori, G.P., Paparo, G., Poscolieri, M. and Zanini A.: Acoustic emission and released seismic Energy, *Natural Hazards and Earth System Sciences*, 5, 777-782, 2005.
- Grosse, C. U., Reinhardt, H. W. and Dahm, T.: Localization and classification of fracture types in concrete with quantitative acoustic emission measurement techniques, *NDT Int.*, 30, 223-230, 1997.
- Guarino, A., Garcimartin, A. and Ciliberto, S.: An experimental test of the critical behaviour of fracture precursors, *Eur. Phys. J. B*, 6, 13-24, 1998.
- 25 Hloupis, G., Stavrakas, I., Pasiou, E.D., Triantis, D. and Kourkoulis, S.K.: Natural time analysis of acoustic emissions in Double Edge Notched Tension (DENT) marble specimens, *Procedia Engineering*, 109, 248-256, 2015.
- Hloupis, G., Stavrakas, I., Vallianatos, F. and Triantis, D.: A preliminary study for prefailure indicators in acoustic emissions using wavelets and natural time analysis, *Proc. Inst. Mech. Eng., Part L: J. Materials: Design and Applications*, 230, 780-
- 30 788, 2016.
- Kanamori, H. and Anderson, D.L.: Theoretical basis of some empirical relationships in seismology, *Bulletin of the Seismological Society of America*, 65, 1073-1095, 1975.

- Kun, F., Carmona, H.A., Andrade, J. S. Jr., J. S. and Herrmann, H. J.: Universality behind Basquin's Law of Fatigue, *Phys. Rev. Lett.*, 100, 094301/1-4, 2008.
- Lacidogna, G., Carpinteri, A., Manuello, A., Durin, G., Schiavi, A., Niccolini, G. and Agosto, A.: Acoustic and electromagnetic emissions as precursor phenomena in failure processes, *Strain* 47 (2), 144-152, 2011.
- 5 Lacidogna, G., Manuello, A., Niccolini, G. and Carpinteri, A.: Acoustic emission monitoring of Italian historical buildings and the case study of the Athena Temple in Syracuse, *Architectural Science Review*, 58 (4), 290-299, 2015a.
- Lacidogna, G., O. Borla, O., Niccolini, G. And Carpinteri, A.: Correlation Between Acoustic and Other Forms of Energy Emissions from Fracture Phenomena. In: *Acoustic, Electromagnetic, Neutron Emissions from Fracture and Earthquakes*. A. Carpinteri, G. Lacidogna, A. Manuello editors, Springer International Publishing Switzerland, 11-22, 2015b.
- 10 Mogi, K.: Study of elastic shocks caused by the fracture of heterogeneous materials and its relation to earthquake phenomena, *Bulletin of Earthquake Research Institute*, 40, 125-173, 1962.
- Niccolini, G., Carpinteri, A., Lacidogna, G. and Manuello, A.: Acoustic emission monitoring of the Syracuse Athena Temple: Scale invariance in the timing of ruptures, *Physical Review Letters*, 106, 108503/1-4, 2011.
- Niccolini, G., Borla, O., Accornero, F., Lacidogna, G. and Carpinteri, A.: Scaling in damage by electrical resistance measurements: an application to the terracotta statues of the Sacred Mountain of Varallo Renaissance Complex (Italy), *Rendiconti Lincei Scienze Fisiche e Naturali*, doi: 10.1007/s12210-014-0353-6, 2014.
- Niccolini, G., Borla, O., Lacidogna, G. and Carpinteri, A.: Correlated Fracture Precursors in Rocks and Cement-Based Materials Under Stress. In: *Acoustic, Electromagnetic, Neutron Emissions from Fracture and Earthquakes*, A. Carpinteri, G. Lacidogna, A. Manuello editors, Springer International Publishing Switzerland, 238-248, 2015.
- 20 Ohtsu, M., Okamoto, T., and Yuyama, S.: Moment tensor analysis of acoustic emission for cracking mechanisms in concrete, *ACI Structural Journal*, 95 (2), 87-95, 1998.
- Omori, F.: On aftershocks, *Rep. Imp. Earthquake Invest. Comm.*, 2, 103-109, 1894.
- Richter, C.F.: *Elementary Seismology*, W.H. Freeman and Company, San Francisco and London, 1958.
- Schiavi, A., Niccolini, G., Tarizzo, P., Carpinteri, A., Lacidogna, G. and Manuello A.: Acoustic emissions at high and low frequencies during compression tests of brittle materials, *Strain* 47 (2), 105-110, 2011.
- 25 Shah, S.P. and Li, Z.: Localization of microcracking in concrete under uniaxial tension, *ACI Materials Journal*, 91, 372-381, 1994.
- Shiotani, T., Fujii, K., Aoki, T. and Amou, K.: Evaluation of progressive failure using AE sources and improved b-value on slope model tests, *Prog. Acoust. Emission VII*, 529-534, 1994.
- 30 Stanley, H.E.: Scaling, renormalization and universality: three pillars of modern critical phenomena, *Reviews of Modern Physics*, 71, 358-366, 1999.

- Tosi, P., De Rubeis, V., Loreto, V. and Pietronero, L.: Space-time combined correlation integral and earthquake interactions, *Annals of Geophysics*, 47, 1849-1854, 2004.
- Turcotte, D.L.: *Fractal and Chaos in Geology and Geophysics*, Cambridge University Press, Cambridge, 1997.
- Turcotte, D.L., Newman, W. I., and R. Shcherbakov, R.: Micro and macroscopic models of rock fracture, *Geophys. J. Int.*, 5 152, 718-728, 2003.
- Vallianatos, F., Michas G., Benson, P. and Sammonds, P.: Natural time analysis of critical phenomena: the case of acoustic emissions in triaxially deformed Etna basalt, *Phys. A*, 392, 5172-5178, 2013.
- Varotsos, P.A., Sarlis, N.V. and Skordas, E.S.: Spatio-temporal complexity aspects on the interrelation between seismic electric signals and seismicity, *Pract. Athens Acad.*, 76, 294-321, 2001.
- 10 Varotsos, P.A., Sarlis, N.V., Skordas, E.S. and Lazaridou, M.S.: Fluctuations, under time reversal, of the natural time and the entropy distinguish similar looking electric signals of different dynamics, *J. Appl. Phys.*, 103, 014906, 2008.
- Varotsos, P.A., Sarlis, N.V. and Skordas, E.S.: *Natural Time Analysis: The New View of Time*. In: *Precursory Seismic Electric Signals; Earthquakes and Other Complex Time-Series*, Springer-Verlag, Berlin, Heidelberg, 2011a.
- Varotsos, P.A., Sarlis, N.V., Skordas, E.S., Uyeda, S. and Kamogawa, M.: Natural time analysis of critical phenomena, *Proc.* 15 *Nat. Acad. Sci. USA*, 108, 11361-11364, 2011b.
- Varotsos, P.A., Sarlis, N.V., Skordas, E.S. and Lazaridou, M.S.: Seismic Electric Signals: An additional fact showing their physical interconnection with seismicity, *Tectonophysics*, 589, 116–125, 2013.