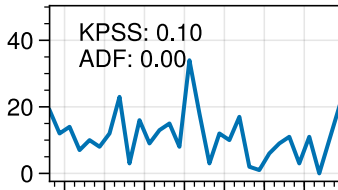


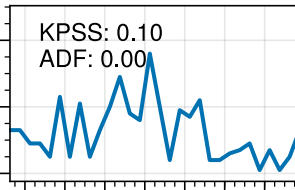
Trends historical period | Index name: txge25

Number of days with $T_{max} > 25^{\circ}\text{C}$ [1]

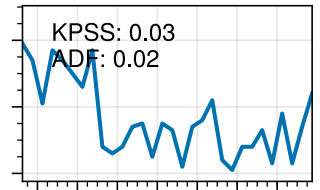
Halmstad flygplats



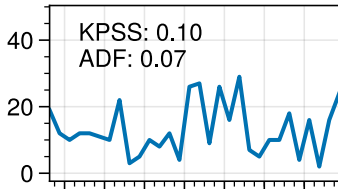
Kristianstad



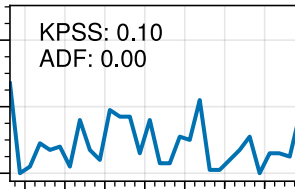
Karlshamn



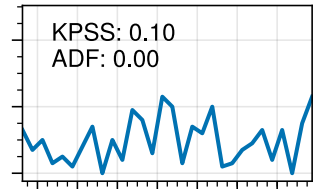
Växjö A



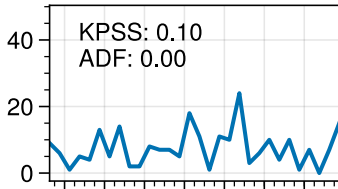
Kalmar flygplats



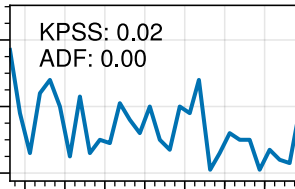
Göteborg A



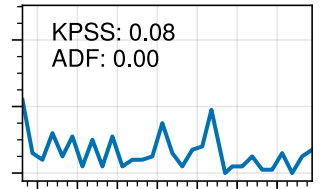
Jönköping-Axamos Flygplats



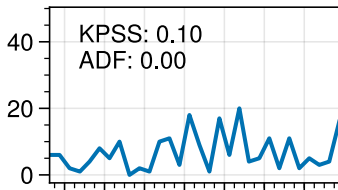
Gladhammar A



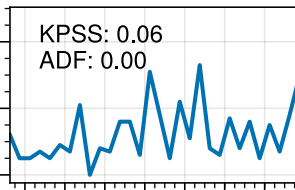
Visby Flygplats



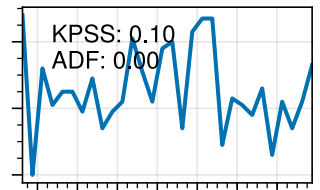
Vänersborg



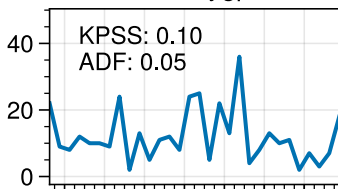
Skara



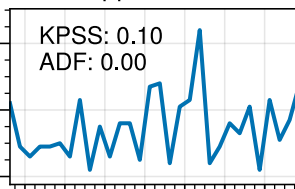
Linköping-Malmslätt



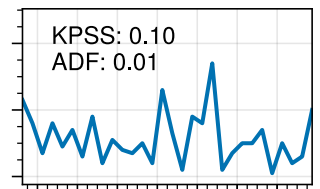
Örebro Flygplats



Uppsala Aut



Stockholm-Observatoriekullen A



1884 1888 1892 1896 1900 1904 1908

1884 1888 1892 1896 1900 1904 1908

1884 1888 1892 1896 1900 1904 1908

Year