

FLAC3D 6.00


©2019 Itasca Consulting Group, Inc.

Zone ZZ Stress(Pa)

Cut Plane: on

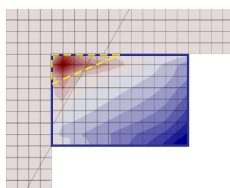
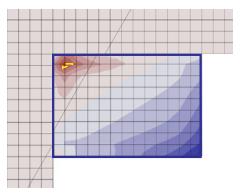
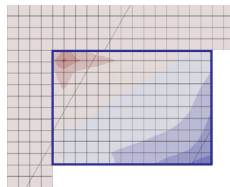
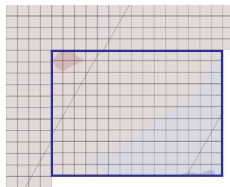
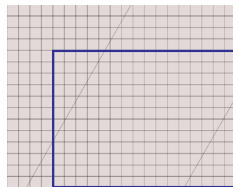
Calculated by: Polynomial Extrapolation

Tolerance in SVD algorithm: 1e-07



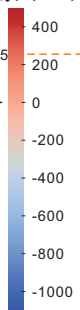
tensile stress ↑

↓ compressive stress



(b)

$p(x,y)$ (kPa)



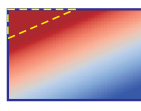
tensile stress ↑

↓ compressive stress

2300

tension failure

compressive failure



Area of contact surfaces



Area of ineffective contact