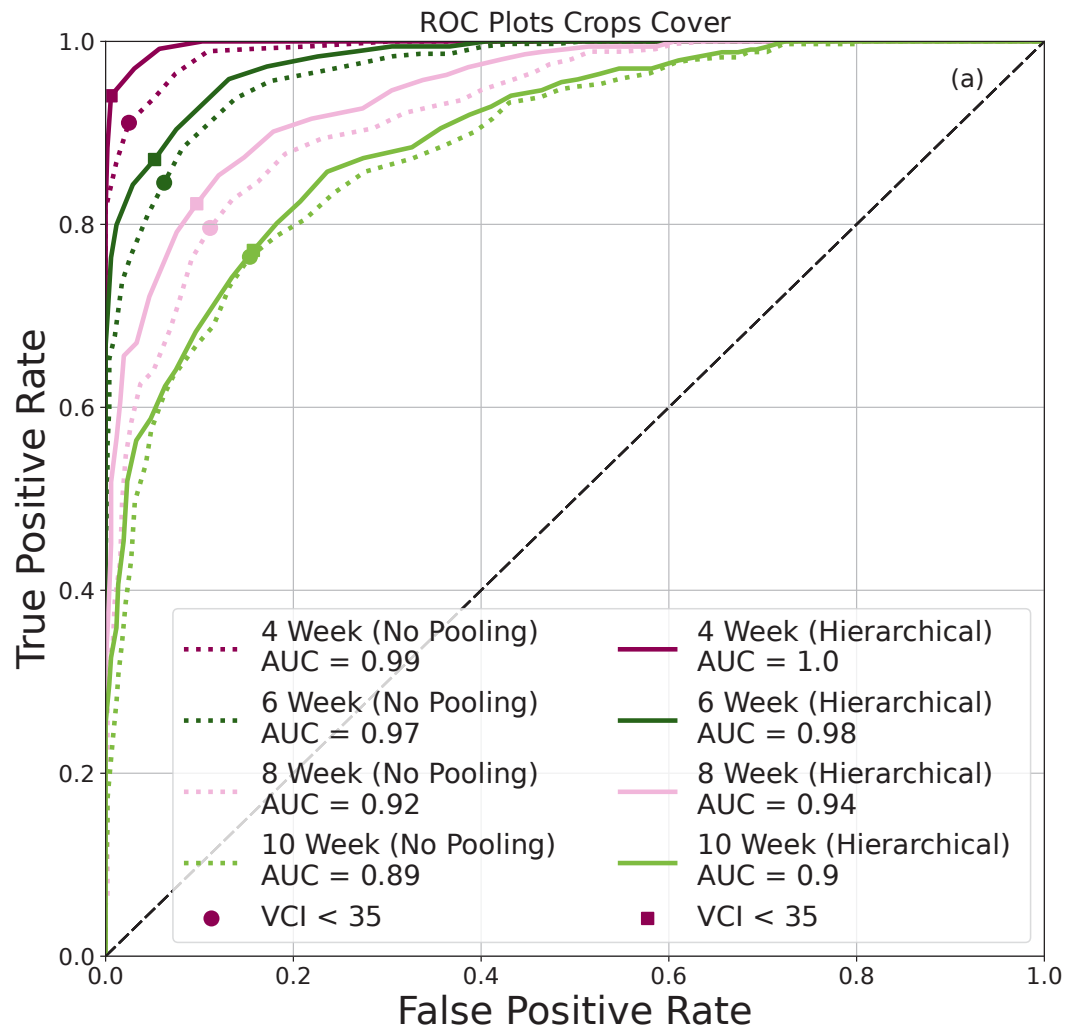
ROC Plots Crops Cover
(a)
True Positive Rate
False Positive Rate
0.0
0.2
0.4
0.6
0.8
1.0
4 Week (No Pooling)
AUC = 0.99
6 Week (No Pooling)
AUC = 0.97
8 Week (No Pooling)
AUC = 0.92
10 Week (No Pooling)
AUC = 0.89
VCI < 35
4 Week (Hierarchical)
AUC = 1.0
6 Week (Hierarchical)
AUC = 0.98
8 Week (Hierarchical)
AUC = 0.94
10 Week (Hierarchical)
AUC = 0.9
VCI < 35

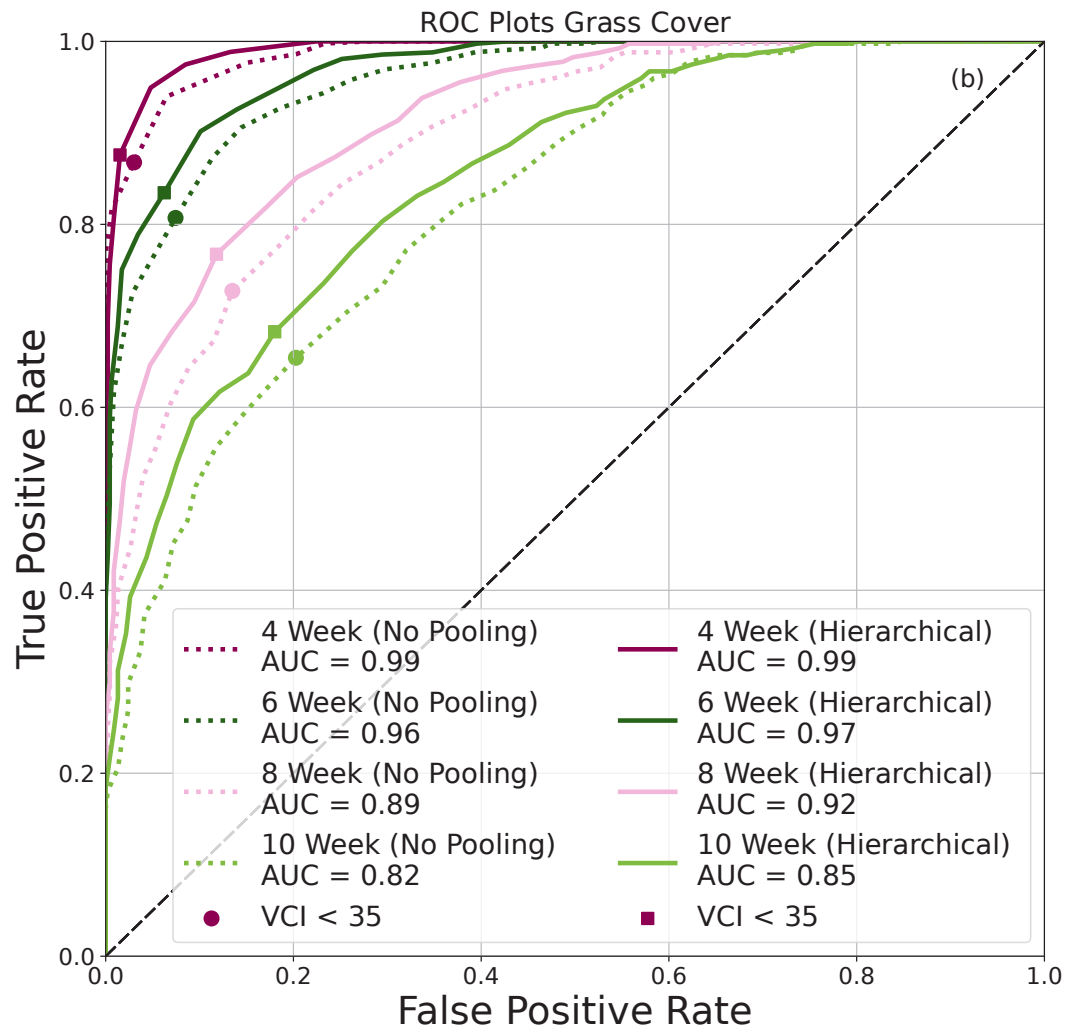
ROC Plots Grass Cover
(b)
True Positive Rate
False Positive Rate
0.0
0.2
0.4
0.6
0.8
1.0
4 Week (No Pooling)
AUC = 0.99
6 Week (No Pooling)
AUC = 0.96
8 Week (No Pooling)
AUC = 0.89
10 Week (No Pooling)
AUC = 0.82
VCI < 35
4 Week (Hierarchical)
AUC = 0.99
6 Week (Hierarchical)
AUC = 0.97
8 Week (Hierarchical)
AUC = 0.92
10 Week (Hierarchical)
AUC = 0.85
VCI < 35

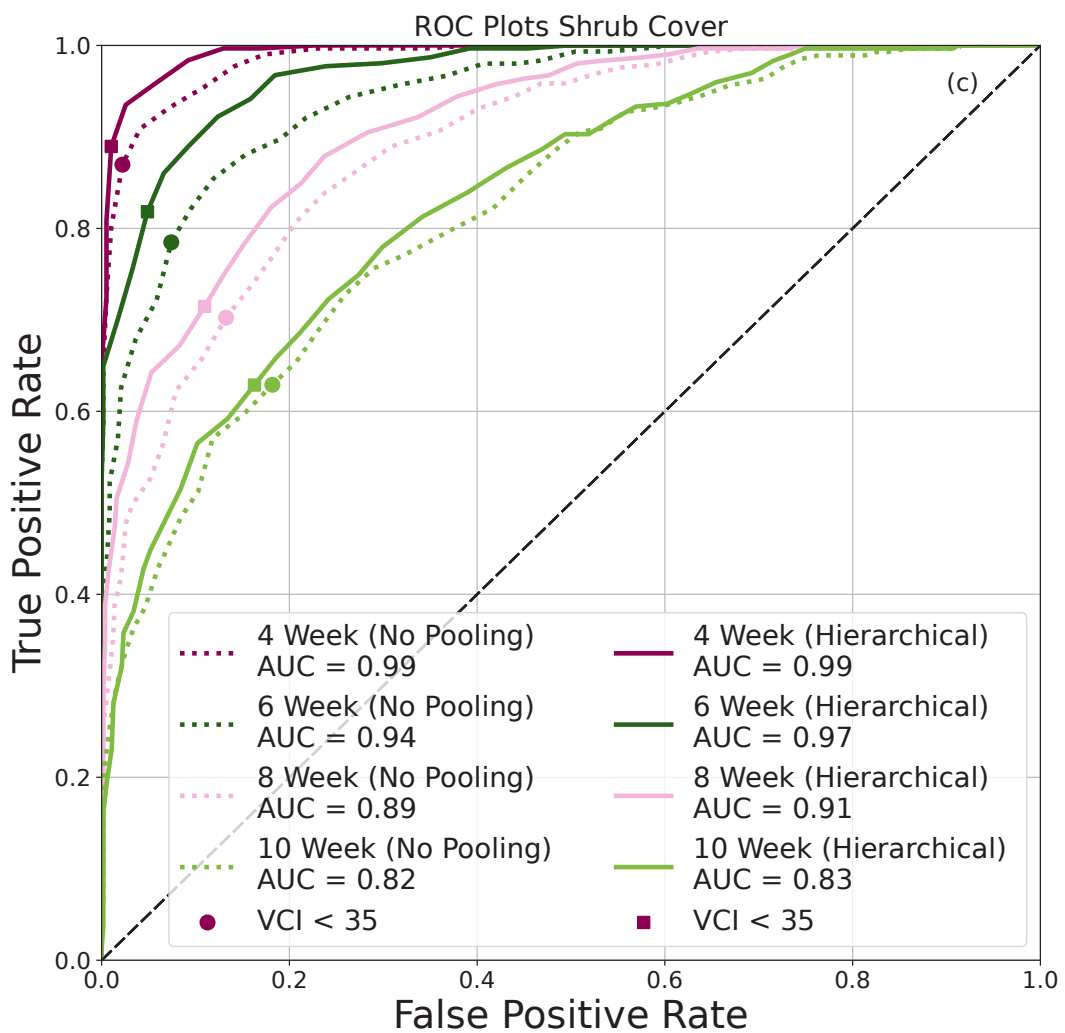
ROC Plots Shrub Cover
(c)
True Positive Rate
False Positive Rate
0.0
0.2
0.4
0.6
0.8
1.0
4 Week (No Pooling)
AUC = 0.99
6 Week (No Pooling)
AUC = 0.94
8 Week (No Pooling)
AUC = 0.89
10 Week (No Pooling)
AUC = 0.82
VCI < 35
4 Week (Hierarchical)
AUC = 0.99
6 Week (Hierarchical)
AUC = 0.97
8 Week (Hierarchical)
AUC = 0.91
10 Week (Hierarchical)
AUC = 0.83
VCI < 35