




(a) Case 1 Hits



(b) Case 1 Misses



(c) Case 1 False Alarms




(d) Case 2 Hits



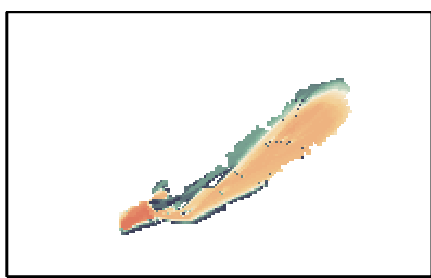
(e) Case 2 Misses




(f) Case 2 False Alarms



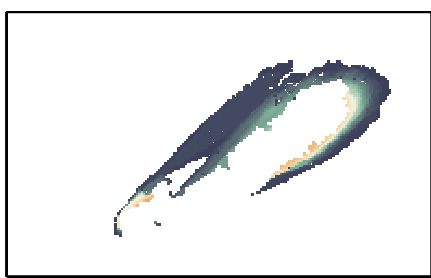
(g) Case 3 Hits



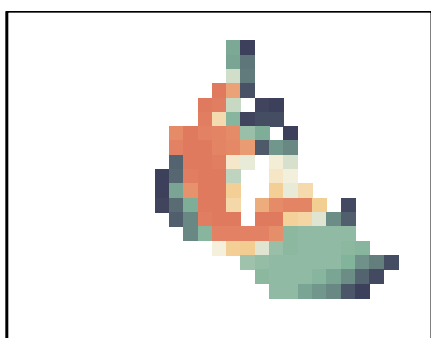
(h) Case 3 Misses




(i) Case 3 False Alarms



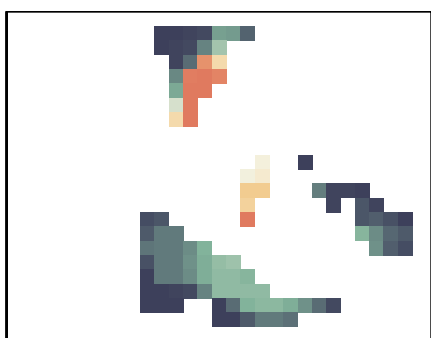
(j) Case 4 Hits



(k) Case 4 Misses



(l) Case 3 False Alarms



Occurrence (%)



1

25

50

75

100